

Digital Design with the Verilog HDL

Chapter 6 FSM with Verilog

Binh Tran-Thanh

Department of Computer Engineering
Faculty of Computer Science and Engineering
Ho Chi Minh City University of Technology

May 26, 2023



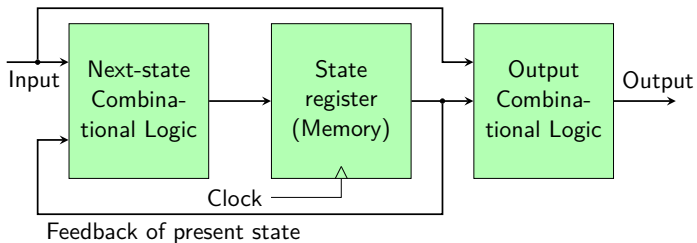
Explicit State Machines

- Declare registers to store explicit states
- Combination logic circuit controls states
- Verilog:
 - Edge-trigger behaviour synchronizing the states
 - Level-trigger behaviour describing the next states and output logic

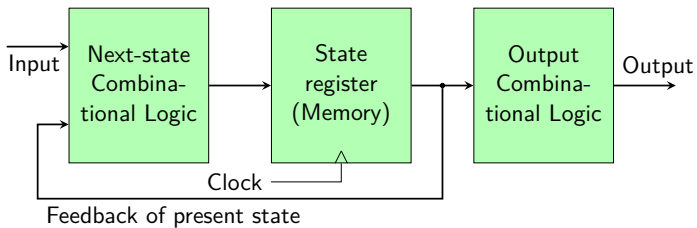


Mealy machine vs. Moore machine

Block Diagram of a Mealy sequential machine

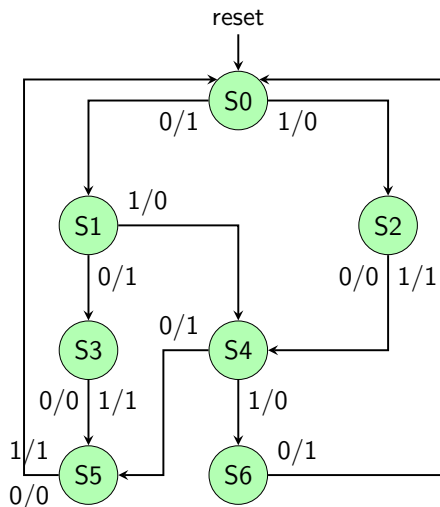


Block Diagram of a Moore sequential machine



BCD to Excess-3 Converter -FSM

State transition graph



State transition table

State	Next state/ output	
	input	
	0	1
S0	S1/1	S2/0
S1	S3/1	S4/0
S2	S4/0	S4/1
S3	S5/0	S5/1
S4	S5/1	S6/0
S5	S0/0	S0/1
S6	S0/1	-/-



BCD to Excess-3 Converter -Verilog (1/2)

```
module BCD_to_Excess3(B_out, B_in, clk, reset);
    input B_in, clk, reset;
    output B_out;
    parameter S0 = 3'b000, //state encoding
               S1 = 3'b001,
               S2 = 3'b101,
               S3 = 3'b111,
               S4 = 3'b011,
               S5 = 3'b110,
               S6 = 3'b010,
               state_dont_care= 3'bx,
               out_dont_care= 1'bx;
    reg[2:0] state, next_state;
    reg B_out;
    //edge-trigger behaviour
    always @(posedge clk, negedge reset)
        if(reset == 1'b0) state <= S0;
        else state <= next_state;
```

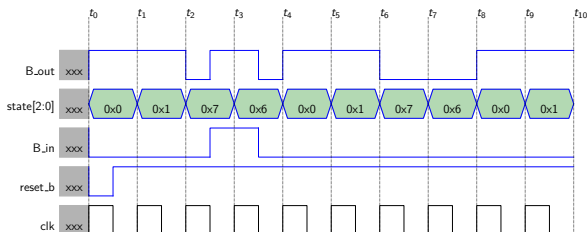
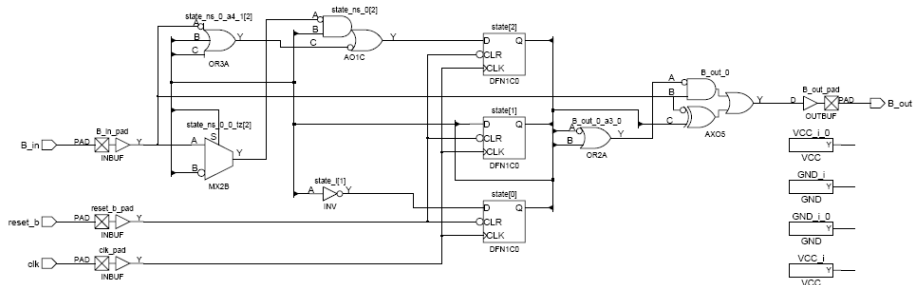


BCD to Excess-3 Converter -Verilog (2/2)

```
always @(state, B_in) begin
    B_out= 0;
    case(state)
        S0: if(B_in== 1'b0) begin
                next_state= S1; B_out= 1'b1; end
            else if(B_in== 1'b1)
                next_state= S2;
        S1: if(B_in== 1'b0) begin
                next_state= S3; B_out= 1'b1; end
            else if(B_in== 1'b1)
                next_state= S4;
        S2: ...
        ...
        S6: ...
        default: next_state= state_dont_care;
    endcase
end
```



Synthesized Circuit



Sequence Recognizer: Mealy

```
module Seq_Rec_3_1s_Mealy (output Dout, input Din, En, clk,
    reset);
    parameter Sidle = 0, S0 = 1, S1 = 2, S2 = 3; // Binary
    code
    reg[1: 0] state, next_state;

    always @(negedge clk)
        if(reset == 1) state <= Sidle;
        else state <= next_state;

    always @(state, Din, En) begin
        case(state)
            Sidle:if ((En == 1) && (Din == 1)) next_state = S1;
                else if((En == 1) && (Din == 0)) next_state = S0;
                else next_state = Sidle;
            S0:if(Din == 0) next_state = S0;
                else if(Din == 1) next_state = S1;
                else next_state = Sidle;
            S1:if(Din == 0) next_state = S0;
                else if(Din == 1) next_state = S2;
                else next_state = Sidle;
            S2:if(Din == 0) next_state = S0;
                else if(Din == 1) next_state = S2;
                else next_state = Sidle;
            default: next_state = Sidle;
        endcase
    end
    assign Dout = ((state == S2) && (Din == 1 )); // Mealy
    output
endmodule
```



Sequence Recognizer: Moore

```
module Seq_Rec_3_1s_Moore (output Dout,  
                          input Din, En, clk, reset);  
  
    parameter Sidle = 0, S0 = 1, S1 = 2, S2 = 3, S3 = 4;  
    reg[2: 0] state, next_state;  
  
    always @(negedge clk)  
        if(reset == 1) state <= Sidle;  
        else state <= next_state;  
  
    always @(state or Din) begin next_state = Sidle;  
        case(state)  
            Sidle:if((En == 1) && (Din == 1)) next_state = S1;  
                else if((En == 1) && (Din == 0)) next_state = S0;  
                // else next_state = Sidle; // Remove!  
            S0:if(Din == 0) next_state = S0;  
                else if(Din == 1) next_state = S1;  
                // else next_state = Sidle;  
            S1:if(Din == 0) next_state = S0;  
                else if(Din == 1) next_state = S2;  
                // else next_state = Sidle;  
            S2, S3:if(Din == 0) next_state = S0;  
                else if(Din == 1) next_state = S3;  
                // else next_state = Sidle;  
            default: next_state = Sidle; // Why not 3'bx?  
        endcase  
    end  
    assign Dout = (state == S3); // Moore output  
endmodule
```

